

ATEX and IECEx Group II certified. General purpose, top-entry velocity transducer with DC output. Made from robust stainless steel throughout for continuous vibration monitoring in harsh industrial environments. Internal electronics are enclosed in a Faraday cage and isolated to minimise noise. Sealed to IP67 with industry standard two wire 4-20mA output proportional to sensor range that can connect directly to PLC, DCS and other industrial controllers. Includes 2-pin MS connector and is available with a wide range of mountings.

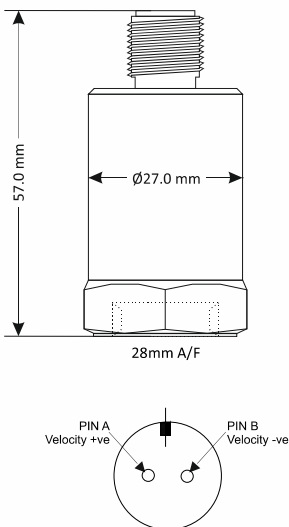
## Applications

- Intrinsically safe data collector
- Oil & gas
- Motors, fans, compressors, pumps
- Petrochemical

## MTN/2285I-2P



## Dimensions



## Technical

Output current	4-20mA DC proportional to rms velocity (mm/s)
Supply voltage	12-32V DC (4-20mA)
Frequency response	2Hz to 1kHz $\pm 10\%$
Mounted base resonance	5kHz (nominal)
Isolation	Electronics in Faraday cage, isolated from body
Dynamic range	50g peak
Temperature sensitivity	0.08%/°C
Transverse sensitivity	Less than 5%
Temperature range	$(-55^{\circ}\text{C} \leq T_a \leq +65^{\circ}\text{C})$
Case material	Stainless steel
Maximum cable length	See system drawing ATX038
Mounting torque	8Nm
Weight	140g (nominal)
Sealing	IP67

## Certificate Details

Group II <sup>1</sup>	BAS02ATEX1057X and IECEx BAS 08.0013X Ex ia IIC T6 Ga $(-55^{\circ}\text{C} \leq T_a \leq +65^{\circ}\text{C})$ Ex ia IIIC T85°C DA $(-55^{\circ}\text{C} \leq T_a \leq +65^{\circ}\text{C})$
Terminal parameters	$U_i = 28\text{V}$ , $I_i = 93\text{mA}$ , $P_i = 0.65\text{W}$ For Ci and Li see certificate
Barrier	MTL787S, BAS01ATEX7202 or P&FZ787, BAS01ATEX7005 or any other barrier that conforms to note 4 of ATX038.

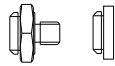


## Studs and grub screws



Part #	From	To
MS036	¼"-28 UNF Male	M6 Male
MS039	¼"-28 UNF Male	10-32 UNF Male
MS067	¼"-28 UNF Male	M8 Male
MS068	¼"-28 UNF Male	¼"-28 UNF Male
MS124	¼"-28 UNF Male	M10 Male
MS132	¼"-28 UNF Male	M12 Male

## Quick fit adapters



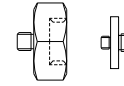
Part #	From	To
MS001	Q/F Male	Glue base
MS002	Q/F Male	M8 Male
MS003	Q/F Male	M10 Male
MS004	Q/F Male	¼"-28 UNF Male
MS006	Q/F Male	M6 Male

## Options

- Dust option (Group II only)
- Filters
- Mounting threads
- Other velocities (see below)

Part #	Mounting	xx = Optional velocity (mm/s rms)
MTN/2285I-2P-xx	¼" UNF Female	0-10
		0-20
		0-25
MTN/2285IQ-2P-xx	Q/F Female	0-50
		0-100

## Mounting adapters

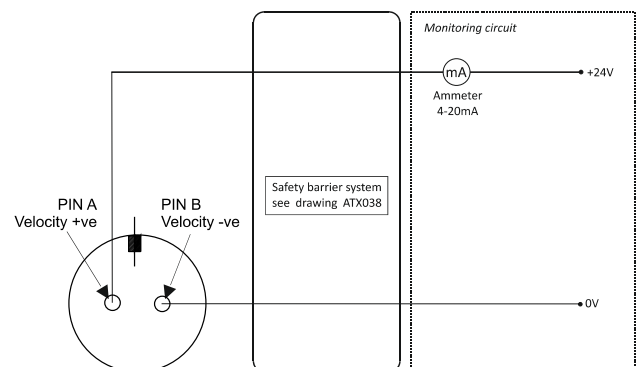


Part #	From	To
MS005	Q/F Male	¼"-28 UNF Female
MS007	Q/F Male	10-32 UNF Female
MS008	Q/F Male	M8 Female
MS011	¼"-28 UNF Male	Q/F Female
MS013	¼"-28 UNF Male	Glue base
MS033	¼"-28 UNF Male	Q/F Female
MS038	Q/F Male	M8 Conical Male
MS061	¼"-28 UNF Male	10-32 UNF Male
MS079	¼"-28 UNF Male	Q/F Female
MS106	Q/F Male	M10 Female

## Isolation

Part #	From	To
MS034	¼"-28 UNF Male	¼"-28 UNF Female
MS093	Q/F Male	M8 Male

## System connection



**Note:** Care should be taken not to install this in a high velocity dust laden atmosphere.

<sup>1</sup>Warning ref Group II: The Ci and Li were previously lower. The Installer must take account of the increase in internal capacitance and inductance present on this apparatus.