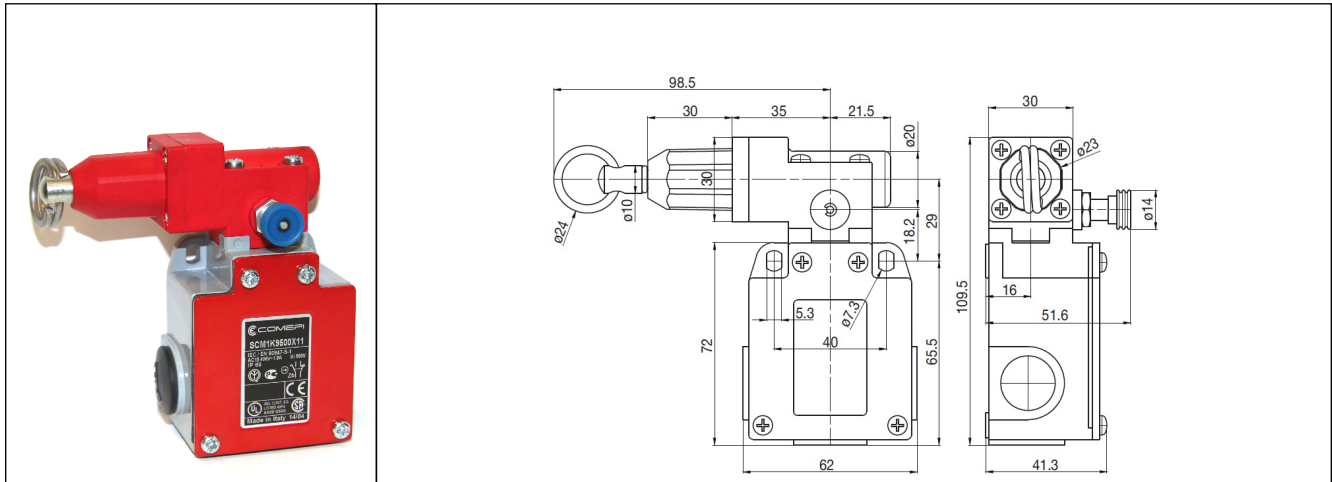
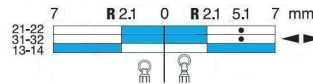
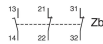


Code	Description
SCM5K9500X12	Limit switch
Casing	Safety limit switch - Aluminium casing IP66 - 60mm width - 3 cable inlets
Electical connection	Cable inlet(s) for M20x1,5 cable gland
Operation head	Left lateral pull wire with reset for emergency stop
Contacts	X12: Non overlapping slow action contacts 1NO+2NC



Travel and Operation Diagram

X12: Non overlapping slow action contacts 1NO+2NC



Positive Opening
Operation
according to
IEC 947-5-1



General Technical Data

Standards		Metal Casing	
Devices conform with international IEC 947-5-1 and European EN 60 947-5-1 standards		UL - CSA - IMQ	
Certifications - Approvals		Class I	
Air temperature near the device		IP 66**	
- during operation	°C	- 25 ... + 70	
- for storage	°C	- 30 ... + 80	
Protection against electrical shocks (according to IEC 536)		Class I	
Degree of protection (according to IEC 529 and EN 60 529)		IP 66**	
Rated insulation voltage U_i		500 V (degree of pollution 3) (400 V for contacts type X12P, X21P, W03P) A 600, Q 600 (A 300, Q 300 for contacts type X12P, X21P, W03P)	
Rated impulse withstand voltage U_{imp} (according IEC 947-1 and EN 60 947-1)		6	
Conventional free air thermal current I_{th} (according to IEC 947-5-1 and EN 60 947-5-1) $\theta < 40$ °C		10	
Short-circuit protection		10	
$U_e < 500$ V a.c. - gG (gl) type fuses		10	
Rated operational current		10	
I_e / AC-15 (according to IEC 947-5-1)	24 V - 50/60 Hz	A	10
	120 V - 50/60 Hz	A	6
	230 V - 50/60 Hz	A	3.1
	240 V - 50/60 Hz	A	3
	400 V - 50/60 Hz	A	1.8
I_e / DC-13 (according to IEC 947-5-1)	24 V - d.c.	A	2.8
	125 V - d.c.	A	0.55
	250 V - d.c.	A	0.27
Switching frequency	Cycles/h	3600	
Load factor		0.5	
Resistance between contacts	mΩ	< 25	
Connecting terminals		M3.5 (+, -) pozidriv 2 screw with cable clamp (M3 for 3 poles contacts type)	
Terminal for protective conductor		M3.5 (+, -) pozidriv 2 screw with cable clamp	
Connecting capacity	1 or 2 x mm ²	0.75 ... 2.5 (0.34... 1.5 for 3 poles contacts type)	
Terminal marking		According to EN 50 013	
Mechanical durability	Millions of operations	30	BM•E/P { 11...13; 21...23; 31...33 41...44; 51...54; 61...75 91...93; 99
		25	
		10	

** BM•E54 - P92 - E92 - P93 - E93: PROTECTION DEGREE IP65. - For the complete list of approved products contact our technical department.

IMQ listed values

Comepi Srl

23899 Robbiate (Lecco) Italy - Via Novarino 9/L Tel. +39 039 9903468 Fax +39 039 9906203

www.comepi.it comepi@comepi.it

Comepi S.r.l. reserves the right to modify its products and to change any details in this datasheet at any time without prior notice.

Comepi is not responsible for improper use of their electrical devices: in case you have any doubt or perplexity please contact our Technical Service.